

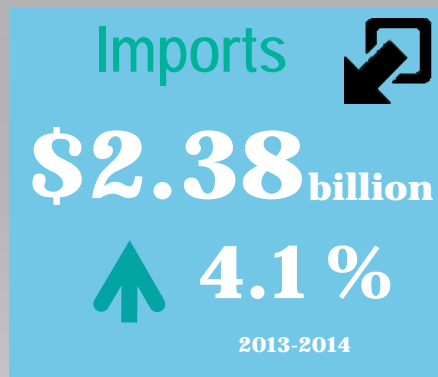
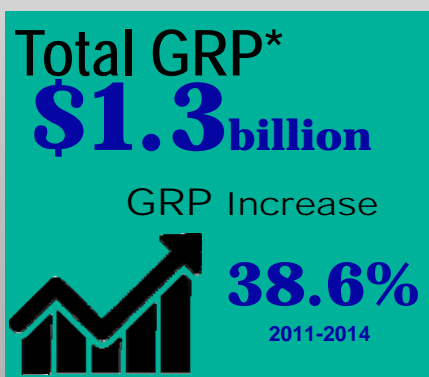
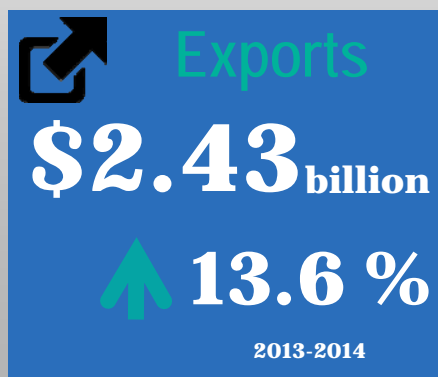


Kossuth/Palo Alto County Economic Development Corporation

Economic Impact

2016 Snapshot

Kossuth and Palo Alto County Economic Development Corporation supports the growth of existing business and industry, along with the creation of new business. This report provides an overview of the counties combined current economic development climate for businesses, education, healthcare, agriculture, and renewable fuels in Kossuth and Palo Alto Counties.



Sources: Economic Modeling Specialists Intl., a CareerBuilder Company; Kossuth and Palo Alto County Assessors

Kossuth County

LABORSHED

Palo Alto County

Average age is **50** years old
35% of new hires age 18-29



37%

Work in Production, Construction
 & Material Handling

73%

use the internet to find work

14% work multiple jobs

Potential Labor Force is **68,186**



A Laborshed Region is defined as the area or region from which an employment center draws its available commuting workers.

Source: Iowa Workforce Development, 2015
 K/PACEDC Business Survey, 2016

Average age is **51** years old

35% of new hires age 30-49



32%

Work in Production, Construction
 & Material Handling

82%

use the internet to find work

12% work multiple jobs

Potential Labor Force is **33,921**

Population
24.2 Thousand



12,641

Jobs

↑ 5%

Job Growth (2010-15)


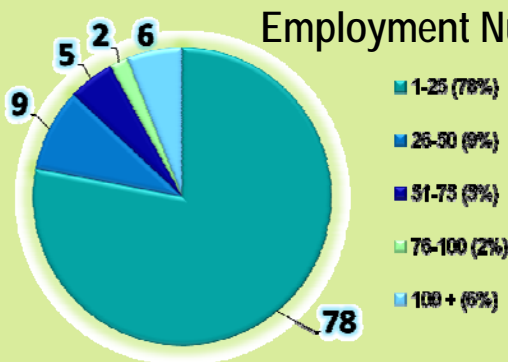
Employment
Rate 2016



96.8%

BUSINESS BACKGROUND

in Kossuth and Palo Alto Counties



Of Businesses Have
an International Market

Plan to Expand
in the Next
5 Years

38%



Own/Lease
Sufficient
Property



67%



Saw an Increase in Employees
Due to Expanded Share



Of Businesses are in *Retail Trade*

*Based on number of full time employees Source: K/PACEDC Business Survey 2016

IOWA LAKES COMMUNITY COLLEGE

Top Graduating Programs
in 2016 by Degrees Earned

- Ag Production/Business
- Nursing
- Business Administration
- Surgical Technology
- Massage Therapy

Kossuth & Palo Alto
County Payroll
\$7,087,745

Iowa Economic Development
Authority approved workforce training
dollars to companies in Kossuth
and Palo Alto Counties totaling
\$1,440,264

139 Employees
live or work in Kossuth &
Palo Alto Counties

Q
u
i
c
k
F
a
c
t
s

\$1,033,410 in
scholarships were
awarded in 2015-16

Every \$1 spent at
ILCC = at least \$1.47 for the
local and state economy

Skills learned at ILCC increase
wages in the region by
\$290 million directly



86% of ILCC grads stay in the
area and support the economy

Sources: Iowa Lakes Community College, Employee & Payroll Data for FY 2015, Enrollment: FY 2016

Average Home Sale Price in 2015




\$129,243

164 days on the market

New Sales Tax Permits Issued (2015-16)

75

Educational Attainment



90.4%

High School graduate or higher

Sources: Economic Modeling Specialists Intl., a CareerBuilder Company; Iowa Association of Realtors, IWD, IA Dept of Revenue

HOSPITAL IMPACTS ON LOCAL ECONOMY



Emergency Room Visits: 3,506
 Total Outpatient Visits: 25,432
 Community Health Visits: 8,542
 Volunteers: 125
 Births: 125
 Total Admissions: 941
 Surgeries: 1,185
 Clinic Visits: 50,481

Employment Impact 1,036

Payroll Impact \$43,768,048

Retail Sales \$7,893,335

Sales Tax \$473,602

Multiplier Effect: Secondary impacts to the economy from goods and services purchased by healthcare employees. The employment multiplier and income multiplier are included in the impacts shown. *Iowa Hospital Association*



Emergency Room Visits: 3,736
 Total Outpatient Visits: 21,158
 Community Health Visits: 8,766
 Volunteers: 56
 Births: 97
 Total Admissions: 389
 Surgeries: 928
 Clinic Visits: 27,182

Employment Impact 818

Payroll Impact \$33,300,107

Retail Sales \$6,795,750

Sales Tax \$407,746

Sources: Iowa Hospital Association FY 2016 Data; Kossuth Regional Health Center Quick Stats FY ending June 2016; Palo Alto County Health System Quick Stats FY ending June 2016



Employees: 193 Full Time & 43 Part Time

Adjusted Gross Revenue: \$30,213,030

Admissions: 40,600 Customers Per Month

Benefits to Palo Alto County

The average customer at the Emmetsburg casino spends \$61.25 on the gambling floor.

6% of gaming revenues are distributed through the Palo Alto County Gaming Development Corporation to local governments, schools, churches, and area non-profit organizations totaling more than \$17 million over the last 10 years.

These grants provide improvements throughout the county; the latest equipment for ambulances, fire trucks, police cars, new fire stations and new community centers, and sidewalks and trails.

Note: Gross Gaming Revenue for 12 months ending 12-31-15
 Sources: Iowa Racing and Gaming Commission and Wild Rose Casino

Crops & Agriculture

In 2015, Kossuth County ranked Number 1 in corn and soybean production, while Palo Alto County also put up strong numbers.

Kossuth County



Total Farmland: 599,439 acres
Average Farm Size: 444 acres
Number of Farms: 1,349
Farmland Value: \$8,557/acre



Harvested Acres: 221,500
Yield per Acre: 61
Bushels Produced: 13,503,000
SOYBEANS State Rank: 1



Harvested Acres: 312,500
Yield per Acre: 199
Bushels Produced: 62,194,000
CORN State Rank: 1

Palo Alto County



Total Farmland: 358,769 acres
Average Farm Size: 410 acres
Number of Farms: 874
Farmland Value: \$8,534/acre



Harvested Acres: 116,500
Yield per Acre: 59.5
Bushels Produced: 6,932,000
SOYBEANS State Rank: 24



Harvested Acres: 173,100
Yield per Acre: 197.5
Bushels Produced: 34,189,000
CORN State Rank: 20

Sources: USDA; National Agricultural Statistics Service; Coalition to Support Iowa's Farmers

Renewable Fuels

in Kossuth and Palo Alto Counties

One Acre
of Corn
Can Produce

600 gallons
of starch ethanol
75-85 gallons
of cellulosic ethanol
3,400 pounds
of animal feed



278 Est. Direct Jobs
15% above national average
With an increase rate of **59%** (2010-15)



E15 is approved for use in all light duty vehicles built since 2001, this accounts for about **85%** of today's automotive fleet

55 M Est. Bushels
of corn processed annually

\$1.4 M Tax Dollars
Returned to the Area Annually



167 M Est. Gallons
of ethanol produced annually

60 M Est. Gallon
Soy Biodiesel
Annual Capacity

Source: Kossuth and Palo Alto County Assessors, Economic Modeling Specialists Intl., a CareerBuilder Company, Ethanol RFA 2016

KOSSUTH/PALO ALTO COUNTY ECONOMIC DEVELOPMENT CORPORATION

106 S. Dodge St., Suite 210 | Algona, IA 50511 | PH 515-295-7979 | FAX 515-295-8873

kcedc@kossuthia.com | www.kossuth-edc.com | www.paloaltoiowa.com